





RESEARCH AND DEVELOPMENT





WORLD CLASS R&D CAPABILITIES

Giti Tire's **Global One** R&D organization brings together a diverse skilled manpower and the latest advanced technology resources from across North America, Europe, China, and Indonesia to develop products tailored to the most demanding requirements of customers in every region of today's fragmented global market, consistently delivering timely, innovative, high performing, and affordable products.





Giti Global One R&D

- ①  R&D Center Europe
- ②  Europe Testing Center
- ③  R&D Center USA
- ④  R&D Center China
- ⑤  R&D Center Indonesia





Our Motorsports Technology in Your Tires

Giti Motorsports activities serve as a perfect proving ground where tires are pushed beyond design limits to generate valuable engineering data.

- Making better, safer everyday driving tires for our consumers -

Supplying more than
220 models worldwide



GitiComfort 228 (185/60R15 84H) OE on 2014 VW Jetta



TRUCK AND BUS

Supplying more than
330 models worldwide



PAL 517 (295/80 R22.5)
OE on UD Quester 2014

VOLVO

HIGER



FOTON DAIMLER
AUTOMOTIVE



ISUZU



HINO



NOTABLE AWARDS



General Motors

• Supplier of the Year Award
and Best Tire Supplier

• Quality Excellence Award



Nissan

Supplier of the Year Award
and Best Tire Supplier



Proton

Best Quality Performance
and Best Overall Performance



CNHTC

Excellent Supplier Award



Foton

Excellent Supplier Award



DAILY DRIVING >

Giti Control

Top Performance & Handling



288



☀️ 17 - 19"
 ⚙️ 40 - 55



280



☀️ 16 - 19"
 ⚙️ 35 - 55



SUV 880



☀️ 18 - 21"
 ⚙️ 40 - 60

Giti Comfort

All-Around Great Driving Experience



229



☀️☁️ 16 - 18"
 ⚙️ 40 - 55



228



☀️☁️ 15 - 17"
 ⚙️ 50 - 65



225



☀️ 16 - 17"
 ⚙️ 55 - 65



SUV 520



☀️☁️ 15 - 18"
 ⚙️ 55 - 70



POWERFUL
BRAKING PERFORMANCE

Giti Control



BALANCE
SAFETY
COMFORT
& MILEAGE



GitiControl 288

GitiControl 288 great looks come with great performance. This ultra-high performance tire for sedan vehicles delivers awesome control, comfort, and a quiet ride for luxury loving drivers.



SAFETY

Shorter wet braking



EXCEPTIONAL HANDLING

Responsive wet & dry handling



COMFORT

Comfortable ride



advanztech
Precision Handling



A unique construction that locks together for greater rigidity when traction is needed most, without giving up handling and wear performance.

Features

New asymmetric pattern design

Solid centre rib

4 wide longitudinal grooves

Silica compound

Benefits



COMFORT & SAFETY: Optimal grip on wet and dry surfaces and a low noise level even at high speeds



COMFORT & SAFETY: Straight line stability and steering response



SAFETY: Ensures efficient water evacuation, preventing aquaplaning




HANDLING: Enhanced grip on wet surfaces

TIRE SIZES DESIGNED FOR PREMIUM SEDANS

RANGE :


Rim size:  17 - 19"

Aspect Ratio:  40 - 55

Max. speed:  240 - 300 km/h



	Size		Speed Rating	Load Index
17	235/55ZR17		Y	99
	<hr/>			
18	235/55ZR18	XL	Y	104
	235/50ZR18	XL	Y	101
	245/45ZR18	XL	Y	100
	245/45ZRF18	XL	Y	100
	255/45ZR18		Y	99
	<hr/>			
19	245/45ZR19		Y	98
	245/45ZRF19		Y	98
	255/45ZR19	XL	Y	104
	255/40ZR19	XL	Y	100
	275/40ZRF19		Y	101

 Summer tire for paved roads

**OFFERING
CONFIDENT HANDLING
AND A LUXURIOUS RIDE**



Top level production. R&D. and quality control standards



GitiControl 280

A top performance tire, combining motorsports driving technology with the daily driving needs of drivers like you. With strong turning, wet-handling, and braking, GitiControl 280 will satisfy the needs of any car enthusiast.



SAFETY

Shorter wet braking



EXCEPTIONAL HANDLING

Responsive wet & dry handling



COMFORT

Comfortable ride



advanztech
Precision Handling




A unique construction that locks together for greater rigidity when traction is needed most, without giving up handling and wear performance.

Features	Benefits
Specialized pattern design	➤ HANDLING: Ensures exceptional handling and consistent driving
Advanced tread compound	➤ HANDLING: Provides excellent grip
Re-enforced construction	➤ COMFORT & SAFETY: Comfort and stability without reduced performance
Motorsports driving technology	➤ Top performance in your vehicle

TIRE SIZES DESIGNED FOR PREMIUM SEDANS


RANGE :

Rim size:  16 - 19"

Aspect Ratio:  35 - 55

Max. speed:  240 - 300 km/h



 Summer tire for paved roads

	Size		Speed Rating	Load Index
16	225/55ZR16	XL	W	99
	215/55ZR17		W	94
17	225/55ZR17	XL	W	101
	235/55ZR17		W	99
	205/50ZR17	XL	W	93
	225/50ZR17	XL	W	98
	215/45ZR17	XL	W	91
	225/45ZR17	XL	W	94
	235/45ZR17	XL	W	97
	245/45ZR17	XL	W	99
18	245/50ZR18		W	100
	225/45ZR18	XL	W	95
	245/45ZR18	XL	W	100
	255/45ZR18	XL	W	103
	225/40ZR18	XL	W	92
	245/40ZR18	XL	W	97
19	255/40ZR19		W	96
	225/35ZR19	XL	W	88
	235/35ZR19	XL	Y	91
	245/35ZR19	XL	W	93

**OFFERING
CONFIDENT HANDLING
AND A LUXURIOUS RIDE**



Top level production. R&D. and quality control standards



GitiControl SUV 880

For performance-minded individuals with premium SUV vehicles, the GitiControl SUV 880 uses an advanced asymmetrical tread pattern and tread compound for outstanding cornering ability in wet and dry conditions.



SAFETY
Shorter wet braking



EXCEPTIONAL HANDLING
Responsive wet & dry handling



COMFORT
Comfortable ride



advanztech
Precision Handling


★ A unique construction that locks together for greater rigidity when traction is needed most, without giving up handling and wear performance.

Features	Benefits
Asymmetrical pattern design	<p>➤ COMFORT & SAFETY: Outside: Compact wide shoulder tread, optimal road contact, and excellent cornering stability</p> <p>Inside: Open transverse grooves combined with optimal water dispersion, preventing aquaplaning</p>
Solid centre rib	<p>➤ SAFETY: Excellent resistance to aquaplaning</p>
4 Wide Longitudinal Grooves	<p>➤ HANDLING: Enhanced traction and cornering</p>

TIRE SIZES DESIGNED FOR PREMIUM SUVs

RANGE :

Rim size:  18 - 21 "

Aspect Ratio:  40 - 60

Max. speed:  240 - 300 km/h



	Size		Speed Rating	Load Index
18	235/60ZR18		W	103
	225/55R18		V	98
	255/55ZR18	XL	W	109
19	235/55ZR19		W	101
	255/55ZR19	XL	W	111
	235/50ZR19		W	99
	255/50R19	XL	V	107
	255/50ZR19	XL	W	107
	265/50ZR19	XL	Y	110
	255/45ZR19		W	100
	275/45ZR19	XL	Y	108
20	235/55ZR20		W	102
	255/50ZR20	XL	Y	109
	245/45ZR20	XL	W	103
	255/45ZR20	XL	W	105
	275/45ZR20	XL	Y	110
	275/40ZR20	XL	Y	106
	295/40ZR20	XL	Y	110
	21	265/45ZR21		W
275/45ZR21		XL	W	110



Summer tire for paved roads

**OFFERING
CONFIDENT HANDLING
AND A LUXURIOUS RIDE**



Top level production. R&D. and quality control standards



Giti Comfort 229

A versatile all-season tire, balancing comfort, control, safety, and mileage in all weather conditions.



SAFETY
Shorter wet braking



EXCEPTIONAL HANDLING
Responsive wet & dry handling



COMFORT
Comfortable ride



EQUAL FORCE CASING DESIGN
Improves overall handling, lowers irregular wear, and increases tire life



Uses advanced computer calculation methods to get the most optimized pattern design, minimizing driving noise.

Features

- Optimized tread block design with integral lateral grooves and sipes
- Four deep, wide circumferential tread grooves
- Advanced tread compound
- Stable shoulder block with lateral grooves

Benefits

- COMFORT & SAFETY: Provides wet handling capabilities and reduces road noise
- SAFETY: Provide excellent water channeling and anti-hydroplaning performance
- SAFETY: Generates excellent grip in wet and dry conditions
- SAFETY: Reduces tread block movement and ensures quick steering response and cornering grip

TIRE SIZES DESIGNED FOR SEDANS

RANGE :

Rim size: 🛞 16 - 18"

Aspect Ratio: 🌀 40 - 55

Max. speed: 🚗 240 - 300 km/h



	Size		Speed Rating	Load Index
16	215/55ZR16		W	93
	225/55ZR16		W	95
17	215/55R17		V	94
	225/55ZR17		W	97
	215/50R17		V	91
	225/50ZR17	XL	W	98
	235/50ZR17		W	96
	205/45ZRF17	XL	W	88
	225/45ZR17		W	90
	225/45ZRF17		W	90
	235/45ZR17		W	93
	245/45ZR17	XL	W	99
	255/45ZR17		W	98
18	225/45ZR18	XL	W	95
	235/45ZR18		W	94
	245/45ZR18	XL	W	100
	245/40ZR18	XL	W	97
	255/40ZR18	XL	Y	99



All-season tire for paved roads

**OFFERING
UNPRECEDENTED
ALL-SEASON CONFIDENCE**





Giti Comfort 228

Interested in a smooth, quiet ride?
Look no further than GitiComfort 228 performance touring tire, which provides great comfort and safety benefits



SAFETY
Shorter wet braking



COMFORT
Comfortable ride



MORE COMFORT
Low tire noise




Uses advanced computer calculation methods to get the most optimized pattern design, minimizing driving noise.

Features	Benefits
New Compound with NANOTEK Silica Technology	<ul style="list-style-type: none"> COMFORT & SAFETY: Provides excellent grip on wet and dry roads
"Frequency Disturber" tread design	<ul style="list-style-type: none"> COMFORT: Cancels out noise signals to provide a quieter ride
Z Sipes on shoulder blocks	<ul style="list-style-type: none"> COMFORT & SAFETY: Decreases noise without compromising vehicle cornering performance.
4 Wide longitudinal grooves	<ul style="list-style-type: none"> SAFETY: Ensures quick water evacuation to prevent aquaplaning

TIRE SIZES DESIGNED FOR SEDANS

RANGE :

Rim size:  15 - 17"

Aspect Ratio:  50 - 65

Max. speed:  210 - 240 km/h



All-season tire for paved roads

	Size	Speed Rating	Load Index
15	185/65R15	H	88
	195/65R15	H	91
	205/65R15	H	94
	205/65R15	V	94
	185/60R15	H	84
	185/60R15	T	84
	195/60R15	H	88
	195/60R15	T	88
	205/60R15	V	91
	195/55R15	H	85
	195/55R15	V	85
	195/50R15	V	82
	16	195/60R16	H
205/60R16		V	92
215/60R16		V	95
225/60R16		V	98
195/55R16		XL H	91
195/55R16		XL V	91
205/55R16		H	91
205/55R16		V	91
215/55R16		V	93
225/55R16		V	95
205/50R16	V	87	
17	215/55R17	V	94
	225/50R17	V	94

OFFERING
UNPRECEDENTED
ALL-SEASON CONFIDENCE





Giti Comfort 225

Our most fuel-efficient tire is ideally suited for drivers looking to maximize fuel efficiency, without compromising performance



COMFORT
Comfortable ride



SAFETY
Shorter wet braking



ECO
Low fuel consumption



Combining advanced compound technology with a specially-designed tire casing that significantly lower tire rolling resistance.



Special variant pitch arrangement of tread to minimize tire noise

Features

Innovative new profile design

Edge of sipes and blocks

Special tread compound and tire casing design

Variant pitch arrangement of tread

Benefits

➤ **COMFORT:** Provides a quiet and smooth ride

➤ **SAFETY:** Effective water drainage for superb wet performance

➤ **ECO:** Reduced heat generation and improved rolling resistance

➤ **COMFORT:** Low tire noise

TIRE SIZES DESIGNED FOR SEDANS

RANGE :

Rim size: 🛞 16 - 17"

Aspect Ratio: 📏 55 - 65

Max. speed: 🚗 210 - 240 km/h

	Size		Speed Rating	Load Index
16	215/65R16		H	98
	215/65R16	XL	H	102
17	225/65R17		H	102
	225/60R17		H	99
	215/55R17		V	94



Summer tire for paved roads

REDUCES DRIVING COSTS
while **HELPING THE**
ENVIRONMENT





Giti Comfort SUV 520

The GitiComfort SUV520 features a modern design, combining the right balance of top comfort and high performance, in both wet and dry conditions



SAFETY
Shorter wet braking



COMFORT
Comfortable ride



MORE COMFORT
Low tire noise



EQUAL FORCE CASING DESIGN
Improves overall handling, lowers irregular wear, and increases tire life



Uses advanced computer calculation methods to get the most optimized pattern design, minimizing driving noise.

Features

- Solid Shoulder Blocks
- Stiff Circumferential Ribs
- Geometrically Optimized Sipes
- 4 Wide Longitudinal Grooves

Benefits

- SAFETY: Excellent cornering stability, traction and braking, enhancing steering precision
- SAFETY & HANDLING: Providing optimal braking, good direction, and driving stability
- COMFORT: Small tread blocks combine with lateral sipes to achieve low road rolling noise performance
- SAFETY: Superior wet performance by rapid drainage & reduces aquaplaning

TIRE SIZES DESIGNED FOR SUVs

RANGE :

Rim size: 🛞 15 - 18"

Aspect Ratio: 📏 55 - 70

Max. speed: 🚗 210 - 240 km/h



	Size		Speed Rating	Load Index
15	205/70R15	XL	H	100
	225/70R16		H	103
16	245/70R16		H	107
	215/65R16	XL	H	102
	215/65R16		H	98
	235/60R16		H	100
	225/65R17		H	102
17	235/65R17		H	104
	215/60R17		H	96
	225/60R17		H	99
	225/55R17	XL	H	101
	235/55R17	XL	H	103
	235/65R18		V	106
	225/60R18		H	100
18	225/60R18		V	100
	235/60R18		H	103
	215/55R18		H	95
	225/55R18		V	98
	235/55R18		H	100
	235/55R18		V	100
	235/50R18		V	97



All-season tire for paved roads

**OFFERING
UNPRECEDENTED
ALL-SEASON CONFIDENCE**





Drive with Peace of Mind

GO UP TO 80 KM/H

FOR UP TO 80 KILOMETERS

AFTER COMPLETE AIR LOSS

Introducing
New Run-Flat
Tires from Giti

AVAILABLE IN 2016



GITI NEWEST RUN-FLAT TIRES



Giti Control 288



	Size	Speed Rating	Load Index
18	245/45ZRF18	Y	100
	245/50ZRF18	Y	100
19	245/45ZRF19	Y	98
	275/40ZRF19	Y	101
20	275/35ZRF20	Y	102
	245/40ZRF20	Y	99



Giti Comfort 229



	Size	Speed Rating	Load Index
17	205/45ZRF17	W	88
	225/45ZR17	W	90
	225/45ZRF17	W	90
	225/55ZRF17	W	95
18	225/45ZRF18	W	97

BENEFITS

PEACE OF MIND

Giti's Run-Flat tires give drivers the confidence that they won't be stranded with a flat tire.



THE INNER SUPPORT RING

inside the tire supports the vehicle after a loss of air pressure, allowing the tire to function and the vehicle to continue on the road.

MORE TRUNK SPACE

Giti's Run-Flat tires eliminate the need for a spare tire, allowing for more space to put the things that matter most to you.



With Spare Tire



Using Run-Flat Tire

